

MyChart

by Hawai'i Pacific Health

Updates

May 23, 2021

New MyChart Home Page

- **Shortcuts** – get to the most commonly-used features
- **Health feed** – shows the important alerts and information for your care / care of your family members
- **Menu** – a list of all available features in MyChart
- **Quick Search** – a new search bar within Menu button
- **Mobile app** – same look and consistent with all features available on MyChart website
- Watch
 - [New MyChart Experience Desktop](#)
 - [New MyChart Experience Mobile](#)
- [Feature List](#)

New MyChart Home Page

The screenshot shows the MyChart Home Page interface. At the top, there is a navigation bar with the MyChart logo and a 'Log out' button. Below the logo, there are several icons: 'Your Menu', 'Visits', 'Schedule an Appointment', 'Test Results', and 'Messages'. A blue box labeled 'Menu' points to the 'Your Menu' icon. A blue box labeled 'Shortcuts' points to the 'Visits', 'Schedule an Appointment', 'Test Results', and 'Messages' icons. The main content area is titled 'Welcome!' and features a 'Health Feed' section. This section contains several cards: 'Appointment Scheduled', 'Share Everywhere', 'Partner with us on your healthcare', 'New letter received Thursday April 15, 2021 from Alice Jones, MD', 'Complete your COVID-19 Preprocedure Assessment questionnaire', 'Mammogram- Breast Cancer Screening (1 yr) Bilateral is overdue', 'Influenza is overdue', 'COVID-19 Information', and 'COVID-19 Testing'. A blue box labeled 'Health Feed' encompasses this entire section. To the right, there is a 'Your Care Team and Recent Providers' section, which includes a card for 'Mary Smith, MD', Primary Care Provider, Internal Medicine. A blue box labeled 'Your Care Team and Recent Providers' encompasses this section.

New MyChart Home Page

Click on box in the top right hand corner to:

- Add or change your photo
- Change your shortcuts

MyChart
by Hawai'i Pacific Health

Menu Visits Test Results Messages Schedule an Appointment

Log out

Eric

Change Your Photo

Change Your Shortcuts

Home Page

Welcome!

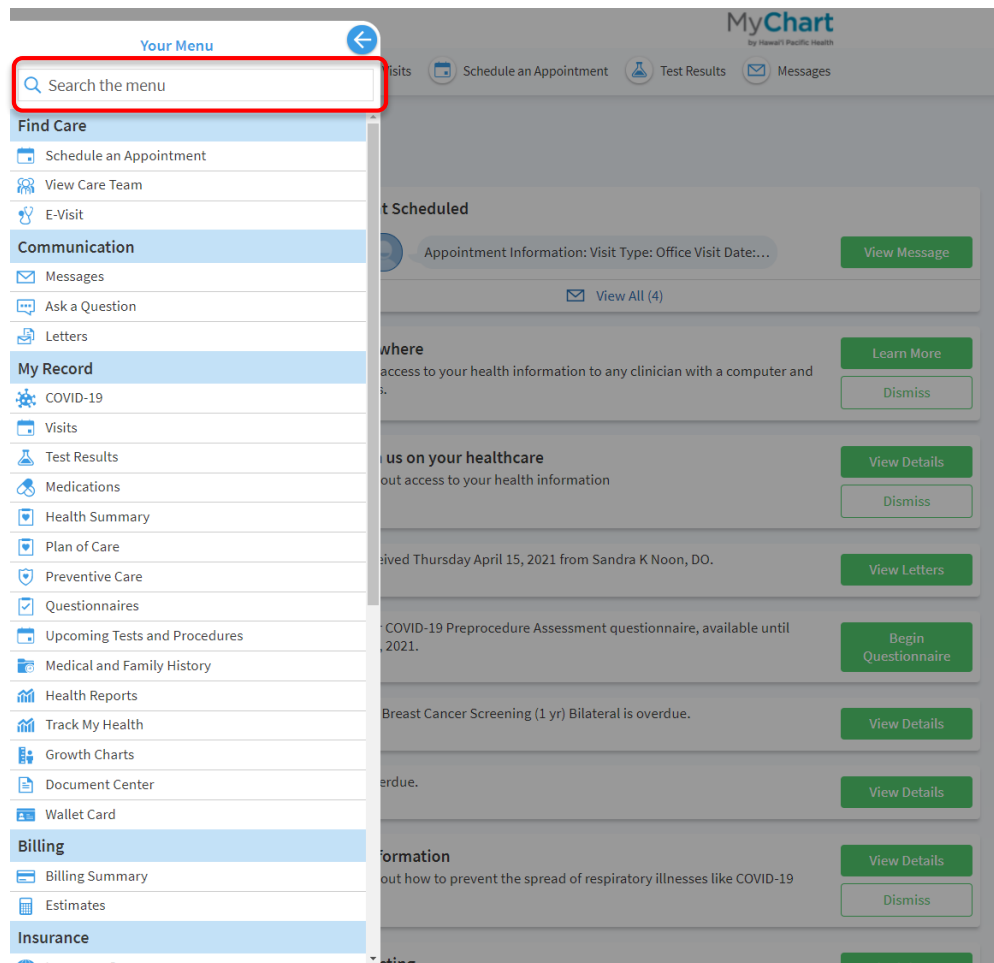
Appointment Scheduled

MyChart System Appointment Information: Visit Type: Covid-19 Initial Vaccine...

View All (19)

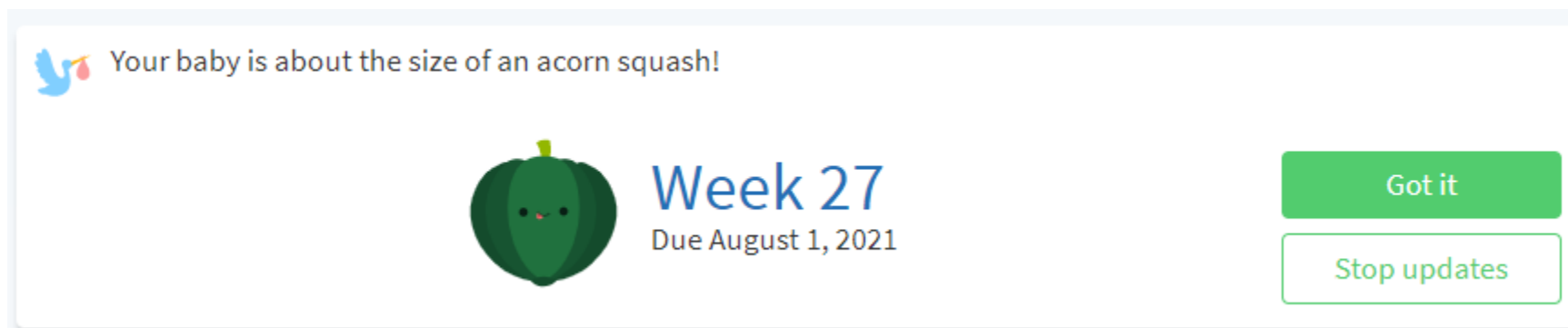
Search in Your Menu

Use the Search bar to quickly search for what you are looking for



New Pregnancy Related Feature

- Are you expecting? After your initial prenatal visit, you will receive an invitation to enroll in MyChart pregnancy updates
- This feature will provide tools to track pregnancy progress



COVID 19 Activity

Menu



Ask a Question

Letters

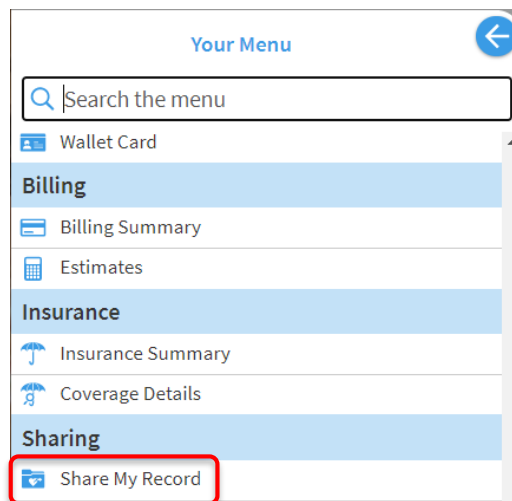
My Record

COVID-19

- Click on *COVID-19* activity under Your Menu
- Review your COVID-19 vaccine and test results documented in your HPH electronic medical record

The screenshot shows the patient portal interface for COVID-19 activity. At the top, there are navigation tabs: Menu, Visits, Test Results, Messages, and Schedule an Appointment. The user's name, Eric, is visible in the top right corner. The main content area is titled "COVID-19" and includes a patient profile for Eric Superlongmiddlename Oreo Ambtest (DOB: Jan 1, 1992). Below the profile, there are two key items: "1 of 2 vaccines received" with a note that the 2nd vaccine is due on or after Dec 28, 2020, and "Tested - Virus detected (147 days ago)". A section for "Past COVID-19 Test Results" shows a single result: "Virus detected" on Dec 8, 2020. A note at the bottom states, "Only your five most recent COVID-19 test results are shown. View all of your test results." A "Back to the home page" button is located at the bottom center. On the right side, there is a "Helpful Resources" section with links for "Testing for COVID-19", "What to do if you are sick", and "Caring for someone sick at home".

Invite Someone to be a Proxy



- Click on *Share My Record*
- Click on *Friends and Family Access*

Giving an adult proxy access allows them to have access to your:

- Clinical information
- Messaging
- Scheduling features and more

How do you want to share your information?

There are many ways to let other people have access to your health information. Let us help you find what you need.



Friends and family access

Control who can view your information, and whose information you can view.

Invite Someone to be a Proxy


Friends and Family Access

Who Can See My Record?

No one can see your information

[+ Invite someone](#)




Whose Records Can I See?

 Orange Ambtest
Nickname: Orange
This is your record.

[Back to Share My Record](#)

- Click on *Invite Someone*
- Fill out invitation fields
- Send invite

Invite Someone to Have Access to Your Record

-  We will email an invitation to someone you trust.
-  From the email, they can log in to their MyChart to accept the invitation.
-  They must verify they know you by entering your date of birth.

Who are you inviting?

*Name
Apple

Where should we send this invitation?

*Email
apple@gmail.com

*Confirm email
apple@gmail.com

*What kind of access would you like this person to have to your chart?

Full Access

[Send invite](#)

[Back to Friends and Family Access](#)

Recipient of Proxy Invite

Invitation link is sent to recipient's email

Hello Apple, Orange invited you to have access to their MyChart account.

To confirm you know Orange, click the button below to log in to your MyChart account.
This link expires in 30 days.

ACCEPT INVITATION

Don't have a MyChart account? [Sign up now.](#)

Link will send recipient to MyChart
Confirm you know patient by entering date of birth

MyChart
by Hawai'i Pacific Health

Orange invited you to have access to their MyChart account

* To confirm you know Orange, enter their date of birth.

MM/DD/YYYY

Accept invitation Decline invitation

Download on the App Store GET IT ON Google Play

MyChart Features Contact Us User Guide How To Sign Up Your Health Information on Mobile FAQs
Choosing Wisely Privacy and Terms of Use Hawai'i Pacific Health Home Page High Contrast Theme

Interoperability Guide High Contrast Theme
MyChart® licensed from Epic Systems Corporation, © 2009 - 2020.

Ability to Revoke Proxy Access

The screenshot shows the MyChart interface for managing proxy access. At the top, there is a navigation bar with icons for 'Your Menu', 'Visits', 'Test Results', 'Messages', and 'Medications'. Below this is the 'Friends and Family Access' section. Under the heading 'Who Can See My Record?', there is a card for 'Apple Ambtest' with the text 'Their access is: Full Access'. A red box highlights a 'Revoke' button on this card. To the right of the card is a dashed box containing a '+ Invite someone' link. Below this is the 'Whose Records Can I See?' section, which shows a card for 'Orange Ambtest' with the text 'Nickname: Orange' and 'This is your record.' At the bottom right of the interface, there is a 'Back to Share' button.

If you want to stop your proxy from having access to your MyChart account:

- Go to *Share My Record*
- Click on *Friends and Family Access*
- Under *Who Can See My Record*, click on the Revoke button

Personal Information Changes

[Your Menu](#)
[Visits](#)
[Schedule an Appointment](#)
[Test Results](#)
[Messages](#)

Personal Information

Please enter contact and personal information here, and click **Save Changes**. To update information that can't be entered here, please call O'ahu 808-522-4013 Kaua'i 808-245-1399 Toll Free 1-866-266-3935.

Contact Information

Temporary Address (4/7/2021 - 4/7/2022)
 123 King St
 HONOLULU HI 96813

808-555-0000
 Mobile phone not entered
 Work phone not entered
 happy@gmail.com

Permanent Address
 PO BOX 123
 Honolulu HI 96813

[Edit](#)

Details About Me

Information entered here may be visible to anyone with access to this legal medical record.

Preferred First Name: Jo
 Legal Sex: Female

Gender Identity: Transgender Male / Femal...
 Sex Assigned at Birth: Female

Sexual Orientation:
 Bisexual
 Choose not to disclose
 Don't know

Race Category:
 AMERICAN INDIAN OR ALASKA NATIVE
 ASIAN
 BLACK OR AFRICAN AMERICAN
 NATIVE HAWAIIAN OR OTHER PACIFIC ISLANDER

Ethnicity: HISPANIC OR LATINO

Ethnic Background:
 ALASKA NATIVE
 ARAB/ARABIAN
 ASIAN INDIAN

Language: English
 Religion: No Religious Preference

[Save changes](#)
[Cancel](#)

New Fields editable in MyChart:

- Gender Identity
- Sex Assigned at Birth
- Sexual Orientation

After completion this information will auto update in your Electronic Medical Record